

VITHAR L80N



language



VITHAR L80N

Much more advantages.

Engine cover

compact and streamlined for maximum visibility and minimum space requirements in confined spaces.

Engine

Kohler 75 HP Turbo Intercooler, with powerful maximum torque of 300 Nm @ 1500 rpm.

Clean power

thanks to the EGR system combined with the DOC catalyst to reduce the emissions without the need for regeneration.

Electronic adjustment

of the engine rpm, fast and precise through the console on the dashboard.

LED lights

to illuminate the work area even at night or in poor visibility conditions, available as optional.



Approved cabs

with A/C and heating system, available as optional.

Dashboard

automotive-styled with 2.4" colour display.

Reversibility

of the driving position with platform suspended on silent-blocks.

OS-Frame

swinging up to 15° to guarantee efficiency and stability also on rough grounds.

Suspended pedals

as the automotive type for a relaxed drive.

Hydraulic clutch

with multiple disks in oil-bath for a longer life and less maintenance interventions.

VITHAR L80N

Everyone gets his own tractor.

Vithar L80N are available in 8 versions to satisfy the needs of a more demanding public of professionals.

- Articulated frame (AR) set-up for maximum manoeuvrability, classic steering wheel (RS) set-up for working on slopes or with an extended platform configured for haymaking (MT).
- With ROPS equipped with gas springs to facilitate lifting / lowering or approved cab with all the comforts.
- With monodirectional or reversible driving position for working with both rear- and front-mounted implements.

The technical and dimensional features make the Vithar L80N models agile and performing in the row cultivations of vineyards and orchards also located in sloping areas, in greenhouses and in the maintenance of greenery in Summer and Winter.



Operator's seat

The introduction of many ergonomic solutions places the Vithar L80N models at the top of its category among compact tractors, in terms of attention paid to the driver and driving comfort.

- Suspended pedal as the automotive type for a relaxed and comfortable drive.
- Suspended platform on silent-blocks in the reversible versions
- Electrohydraulic controls at easy reach

The visibility on the front, on the roadway and on the surrounding environment generally characterised by thick vegetation, is optimized thanks to the compactness of the engine cover.

Reversibility

The versatility of Vithar L80N models is enhanced by the reversibility of the operator's platform, so that the operator can work with a front-mounted implement and steadily supervise all working operations, favouring comfort and safety.

Less than 10 seconds are needed for the operator to turn the driving module consisting of seat, steering wheel dashboard and pedals by 180°. The presence of suspended pedals that follow the rotation of the revolving turret has also allowed the elimination of the split controls, freeing up living space.



Engine

Vithar L80N models are equipped with a Kohler engine with 75 hp and Common Rail supply system.

Flagship of Kohler's production, the engine has an extremely compact layout thanks to the absence of the DPF particulate filter, and guarantees high performance due to the excellent torque/displacement ratio (300 Nm with a 2.5-litre engine) and power/displacement ratio (55.4 kW/2.5 l).

The engine can thus work even at low rpm, with significant advantages in terms of productivity and reduction of fuel consumption, vibrations and noise for the best operator's comfort.

The load response is also remarkable when greater power is required, thanks to the high torque, immediately available at low rpm.



Cabs

The reversible versions of the Vithar L80N models can be equipped with approved cabs equipped with A/C and heating system to ensure a pleasant liveability throughout the working day.

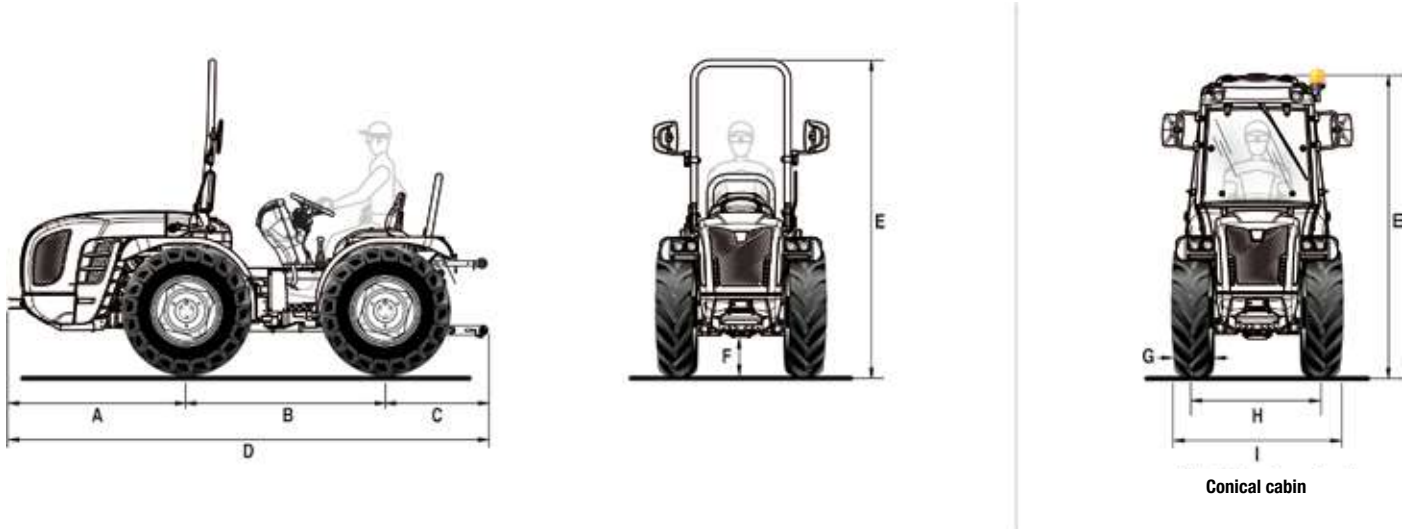
The large front and rear windows, the large glass doors and the porthole on the rear side of the canopy guarantee total visibility of the implement and the roadway, both with traditional and reverse driving positions.

Externally, the cabs have a slender, streamlined profile, without any possibility of holding on to the vegetation, which is essential for working in narrow rows and in crops characterised by thick vegetation.












VITHAR L80N

AR



A	B	C	D	E min / max (with roll-bar)	E min / max (with Conical cabin)	F min / max
1334	1495	932	3761	2269 / 2364	2122 / 2217	161 / 271

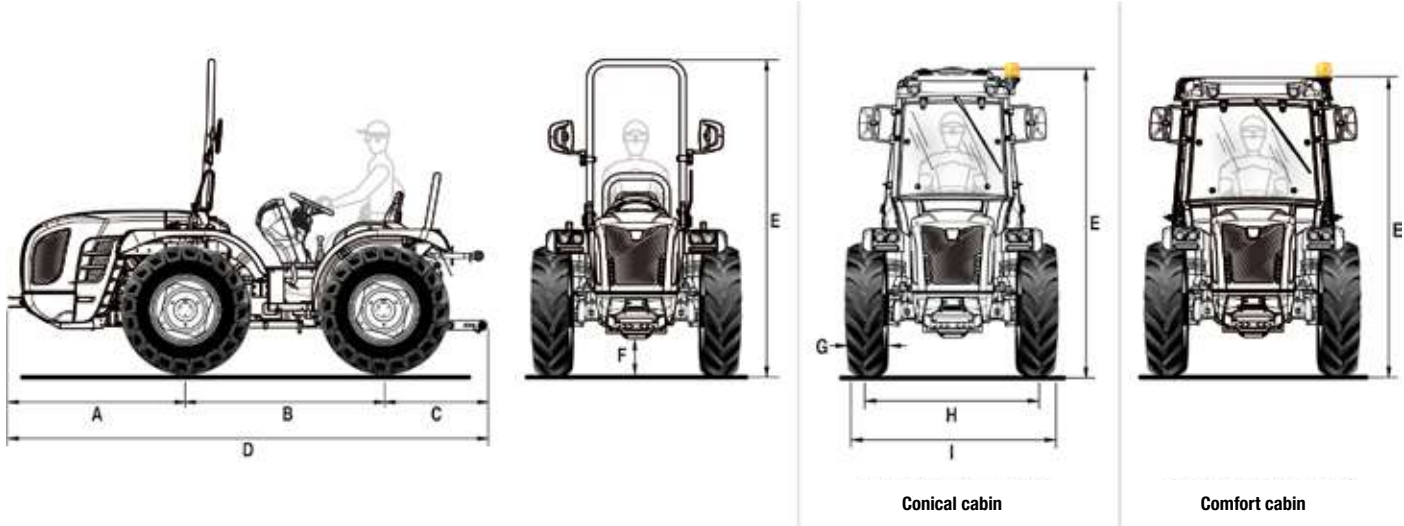
													
		11.5/80-15.3	9.50-20	250/80R18	280/70R18	320/65R18	300/70R20	320/70R20*	340/65R20	31x15.50-15 XTC	31x15.50-15 STG	33x12.50-15	
		with adjustable rim	with adjustable rim	with adjustable rim	with adjustable rim	with adjustable rim	with adjustable rim	with adjustable rim	with adjustable rim	with fixed rim	with fixed rim	with fixed rim	
G	Tyre width (mm)	290	245	240	282	320	286	316	343	368	394	325	
H	Wheel track min/max (mm)	Mono	1052 / 1076	880 / 1334	912 / 1216	960 / 1284	1002 / 1216	984 / 1364	996 / 1260	984 / 1364	1006 / 1120	1120	959 / 965
		Rev	948 / 972	882 / 1230	898 / 1112	1022 / 1112	1022 / 1112	996 / 1260	996 / 1260	996 / 1260	1016	1016	959 / 965
I	Width min/max (mm)	Mono	1342 / 1366	1125 / 1579	1152 / 1456	1242 / 1566	1322 / 1536	1270 / 1650	1312 / 1576	1327 / 1707	1374 / 1488	1514	1284 / 1290
		Rev	1238 / 1262	1127 / 1475	1138 / 1352	1304 / 1394	1342 / 1432	1282 / 1546	1312 / 1576	1339 / 1603	1384	1410	1284 / 1290

*not compatible with cabin

TECHNICAL FEATURES	VITHAR L80N AR (monodirectional)		VITHAR L80N AR (reversible)
ENGINE	Kohler KDI 2504 TCR		
Number of cylinders	4		
Displacement (cc)	2482		
Aspiration	Turbo / Intercooler		
Fuel system	Direct injection Common-rail		
Emission level	Stage 3B		
Balancing	With counter-balance shaft		
Power (kW/hp)	55.4 / 75.3		
Nominal speed (rpm)	2,300		
Maximum torque (Nm/rpm)	300 / 1,500		
Speed management	Electronically regulated with a console with functions: increase and decrease of engine speed, memorize and recall a particular speed or switch off the electronic throttle and go to the minimum idle speed		
Cooling	Water		
Tank capacity (lt)	54		
CHASSIS	Swinging integral chassis OS-Frame with central articulation		
DRIVE	Four-wheel drive, permanent		
TRANSMISSION	Synchronized gearbox: 32 speeds (16 forward and 16 reverse) with synchronized reverser		
Main clutch	Multidisc in oil bath with electronic hydraulic control and Pro-Act System. Clutch reactivity adjustable on 4 levels		
DIFFERENTIAL	Front and rear. With simultaneous or rear only differential lock and electro-hydraulic control		
AXLES	Front and rear, with epicyclic reduction units		
REAR POWER TAKE-OFF	Independent from the gearbox, 540/540E rpm and synchronized with the gearbox. Engageable under load with brake in disengaged position		
PTO clutch	Multidisc, in oil bath and electro-hydraulic control		
HYDRAULIC SYSTEM	Double circuit with independent pumps and heat exchanger		
Flow rate to the hydroguide and the electro-hydraulic controls (lt/min)	13.5		
Flow rate to the lift and the control valves (lt/min)	29.5 (optional oversized pump with flow rate 51 lt/min)		
Max hydraulic pressure (bar)	180		
CONTROL VALVES	Mechanical control		
Rear (standard)	For lift by rams: 1 single acting and 2 double acting For lift with draft and position control: 2 double acting	For lift by rams or with draft and position control: 2 double acting	
Rear (optional)	For lift by rams or with draft and position control (in addition to the standard ones): 1 single acting and 1 double acting with float or 1 double acting and 1 double acting with float	For lift by rams (replacing the standard ones): 1 single acting, 1 double acting and 1 double acting with float or 1 double acting and 1 double acting with float For lift with draft and position control (replacing the standard ones): 1 single acting and 1 double acting or 1 double acting and 1 double acting with float	
Joystick (as optional)	Not available	With electronic control, complete with 1 single acting control valve with adjustable flow and free return, 5 double acting control valves (replacing the standard ones) and oversized pump	
REAR LIFT	Standard: by two external rams. Optional: draft and position control		
Three-point hitches	Standard: standard couplers cat. 1 and 2. Optional: quick couplings, L-shaped, cat. 1 and 2, arms with adjustable length and hooks with adjustable width		
Three-point tie bar	With manual adjustment. Optional: hydraulically controlled upper link and tie rod link arm		
Lifting capacity at the end of the arms (kg)	2,300		
ELECTRIC SYSTEM	Battery 100 Ah, Alternator 95 A		
DRIVING UNIT	Monodirectional with semi-platform and suspended brake-clutch pedals	Reversible with rotating platform suspended on silent-block and suspended brake-clutch pedals	
Seat	Standard: comfortable sprung seat adjustable according to the driver's weight, safety belt and 'man on board sensor'. Optional: 'Kab Seating' seat	Standard: comfortable sprung seat adjustable according to the driver's weight, safety belt and 'man on board sensor'. With gas spring for easy tipping. Optional: 'Kab Seating' and 'Grammer' pneumatic seat	
SERVICE BRAKES	Oil immersed multidisc, acting on the rear transmission, with hydrostatic control		
Parking brake	Acting on the rear transmission, with hand lever		
STEERING	With hydrostatic steering by two rams, acting on the central articulation	With hydrostatic steering by two rams, acting on the central articulation. Flow deviator for steering unit	
SAFETY	Standard: front homologated roll-bar, with gas springs for an easy lowering and lifting		
CABIN (as optional)	Not available	Homologated and sound-proof, Conical version with 4 posts and monocoque body fitted on silent-block device. Air conditioning, heating and ventilation systems. Glass doors and porthole on rear side of sunroof. Fabric covered seat instead of standard one. Optional: active carbon filter	
CONSOLE	With TFT colour display to check: working time, engine speed, forwarding speed, PTO speed, instantaneous fuel consumption and current time. Analogue indicators with engine speed, engine coolant temperature and fuel level. Warning lights and acoustic alarm		
TYRES (standard)	250/80-18		
Optional	11.5/80-15.3 * 280/70-18 * 320/65-18 * 9.50-20 * 300/70-20 * 320/70-20 * 340/65-20 * 31x15.50-15 XTC and STG * 33x12.50-15		
TOW HOOKS (standard)	Front and rear CUNA		
Optional	Rear rotating or rear adjustable in height (Slider type) tow hooks, both EC approved or CUNA rear adjustable in height (Slider type)		
WEIGHT OPERATIONAL			
With roll-bar (kg)	2,050		2,170
With cabin (kg)			2,320
OPTIONAL	LED lights, front bumper, beacon lamp, front weight kg 120 and weights for wheels kg 50 each		

VITHAR L80N

RS



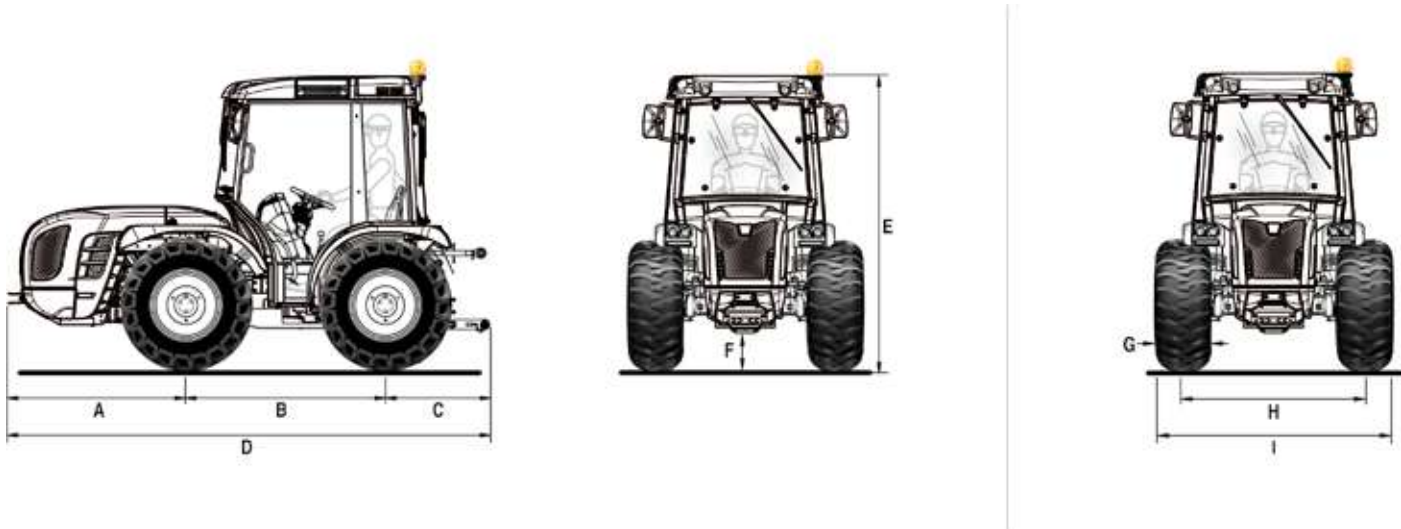
A	B	C	D	E min / max (with roll-bar)	E min / max (with Conical cabin)	E min / max (with Comfort cabin)	F min / max
1334	1495	932	3761	2269 / 2364	2122 / 2217	2069 / 2164	184 / 294

												
		340/65R18	9.50-20	280/70R18	320/65R18	300/70R20	320/70R20*	340/65R20	31x15.50-15 XTC	31x15.50-15 STG	13.6-16 Garden	
		with adjustable rim	with adjustable rim	with adjustable rim	with adjustable rim	with adjustable rim	with adjustable rim	with adjustable rim	with fixed rim	with fixed rim	with fixed rim	
G												
Tyre width (mm)		343	245	282	320	286	316	343	368	394	391	
H	Wheel track min/max (mm)	Mono	1098 / 1538	1046 / 1588	1098 / 1538	1098 / 1538	1134 / 1618	1134 / 1618	1134 / 1618	1260 / 1374	1260 / 1374	1240 / 1400
		Rev	1098 / 1538	1046 / 1588	1098 / 1538	1098 / 1538	1134 / 1618	1134 / 1618	1134 / 1618	1260 / 1374	1260 / 1374	1240 / 1400
I	Width min/max (mm)	Mono	1441 / 1881	1291 / 1833	1380 / 1820	1418 / 1858	1420 / 1904	1450 / 1934	1477 / 1961	1628 / 1742	1654 / 1768	1631 / 1791
		Rev	1441 / 1881	1291 / 1833	1380 / 1820	1418 / 1858	1420 / 1904	1450 / 1934	1477 / 1961	1628 / 1742	1654 / 1768	1631 / 1791

TECHNICAL FEATURES	VITHAR L80N RS (monodirectional)	VITHAR L80N RS (reversible)
ENGINE	Kohler KDI 2504 TCR	
Number of cylinders	4	
Displacement (cc)	2482	
Aspiration	Turbo / Intercooler	
Fuel system	Direct injection Common-rail	
Emission level	Stage 3B	
Balancing	With counter-balance shaft	
Power (kW/hp)	55.4 / 75.3	
Nominal speed (rpm)	2,300	
Maximum torque (Nm/rpm)	300 / 1,500	
Speed management	Electronically regulated with a console with functions: increase and decrease of engine speed, memorize and recall a particular speed or switch off the electronic throttle and go to the minimum idle speed	
Cooling	Water	
Tank capacity (lt)	54	
CHASSIS	Swinging integral chassis OS-Frame with steering wheels	
DRIVE	Four-wheel drive, permanent	
TRANSMISSION	Synchronized gearbox: 32 speeds (16 forward and 16 reverse) with synchronized reverser	
Main clutch	Multidisc in oil bath with electronic hydraulic control and Pro-Act System. Clutch reactivity adjustable on 4 levels	
DIFFERENTIAL	Front and rear. With simultaneous or rear only differential lock and electro-hydraulic control	
AXLES	Front and rear, with epicyclic reduction units	
REAR POWER TAKE-OFF	Independent from the gearbox, 540/540E rpm and synchronized with the gearbox. Engageable under load with brake in disengaged position	
PTO clutch	Multidisc, in oil bath and electro-hydraulic control	
HYDRAULIC SYSTEM	Double circuit with independent pumps and heat exchanger	
Flow rate to the hydroguide and the electro-hydraulic controls (lt/min)	13.5	
Flow rate to the lift and the control valves (lt/min)	29.5 (optional oversized pump with flow rate 51 lt/min)	
Max hydraulic pressure (bar)	180	
CONTROL VALVES	Mechanical control	
Rear (standard)	For lift by rams: 1 single acting and 2 double acting For lift with draft and position control: 2 double acting	For lift by rams or with draft and position control: 2 double acting
Rear (optional)	For lift by rams or with draft and position control (in addition to the standard ones): 1 single acting and 1 double acting with float or 1 double acting and 1 double acting with float	For lift by rams (replacing the standard ones): 1 single acting, 1 double acting and 1 double acting with float or 3 double acting For lift with draft and position control (replacing the standard ones): 1 single acting and 1 double acting or 1 double acting and 1 double acting with float
Joystick (as optional)	Not available	With electronic control, complete with 1 single acting control valve with adjustable flow and free return, 5 double acting control valves (replacing the standard ones) and oversized pump
REAR LIFT	Standard: by two external rams. Optional: draft and position control	
Three-point hitches	Standard: standard couplers cat. 1 and 2. Optional: quick couplings cat. 1 and 2, arms with adjustable length or quick couplings, L-shaped, cat. 1 and 2, arms with adjustable length and hooks with adjustable width	
Three-point tie bar	With manual adjustment. Optional: hydraulically controlled upper link and tie rod link arm	
Lifting capacity at the end of the arms (kg)	2,300	
ELECTRIC SYSTEM	Battery 100 Ah, Alternator 95 A	
DRIVING UNIT	Monodirectional with semi-platform and suspended brakes-clutch pedals	Reversible with rotating platform suspended on silent-block and suspended brakes-clutch pedals
Seat	Standard: comfortable sprung seat adjustable according to the driver's weight, safety belt and 'man on board sensor'. Optional: 'Kab Seating' seat	Standard: comfortable sprung seat adjustable according to the driver's weight, safety belt and 'man on board sensor'. With gas spring for easy tipping. Optional: 'Kab Seating' and 'Grammer' pneumatic seat
SERVICE BRAKES	Oil immersed multidisc, acting on the rear transmission, with hydrostatic control	
Parking brake	Acting on the rear transmission, with hand lever	
STEERING	With hydrostatic steering by two rams, acting on the front wheels	With hydrostatic steering by two rams, acting on the front wheels. Flow deviator for steering unit
SAFETY	Standard: front homologated roll-bar, with gas springs for an easy lowering and lifting	
CABIN (as optional)	Not available	Homologated and sound-proof, Comfort version with 6 posts or Conical version with 4 posts, monocoque body fitted on silent-block device. Air conditioning, heating and ventilation systems. Glass doors and porthole on rear side of sunroof. Fabric covered seat instead of standard one. Optional: active carbon filter
CONSOLE	With TFT colour display to check: working time, engine speed, forwarding speed, PTO speed, instantaneous fuel consumption and current time. Analogue indicators with engine speed, engine coolant temperature and fuel level. Warning lights and acoustic alarm	
TYRES (standard)	280/70-18	
Optional	9.50-20 * 320/65-18 * 340/65-18 * 300/70-20 * 320/70-20 * 340/65-20 * 31x15.50-15 XTC and STG * 13.6-16 Garden	
TOW HOOKS (standard)	Front and rear CUNA	
Optional	Rear rotating or rear adjustable in height (Slider type) tow hooks, both EC approved or CUNA rear adjustable in height (Slider type)	
WEIGHT OPERATIONAL		
With roll-bar (kg)	2,150	
With cabin (kg)	2,400	
OPTIONAL	LED lights, front bumper, beacon lamp, front weight kg 120 and weights for wheels kg 50 each	Hydraulic suspension HDR with accumulator, LED lights, front bumper, beacon lamp, front weight kg 120 and weights for wheels kg 50 each

VITHAR L80N

MT



A	B	C	D	E min / max	F min / max
1334	1495	932	3761	2069 / 2164	184 / 294

					
	31x15.50-15 XTC	31x15.50-15 STG	440/50-17 All Ground	425/55-17 AC70G	340/65R20
	with fixed rim	with fixed rim	with fixed rim	with fixed rim	with adjustable rim
G Tyre width (mm)	368	394	431	430	343
H Wheel track min/max (mm)	1510	1510	1476	1476	1354 / 1618
I Width min/max (mm)	1878	1904	1907	1906	1697 / 1961

TECHNICAL FEATURES	VITHAR L80N MT (reversible)
ENGINE	Kohler KDI 2504 TCR
Number of cylinders	4
Displacement (cc)	2482
Aspiration	Turbo / Intercooler
Fuel system	Direct injection Common-rail
Emission level	Stage 3B
Balancing	With counter-balance shaft
Power (kW/hp)	55.4 / 75.3
Nominal speed (rpm)	2,300
Maximum torque (Nm/rpm)	300 / 1,500
Speed management	Electronically regulated with a console with functions: increase and decrease of engine speed, memorize and recall a particular speed or switch off the electronic throttle and go to the minimum idle speed
Cooling	Water
Tank capacity (lt)	54
CHASSIS	Swinging integral chassis OS-Frame with steering wheels, configured in haymaking version
DRIVE	Four-wheel drive, permanent
TRANSMISSION	Synchronized gearbox: 32 speeds (16 forward and 16 reverse) with synchronized reverser
Main clutch	Multidisc in oil bath with electronic hydraulic control and Pro-Act System. Clutch reactivity adjustable on 4 levels
DIFFERENTIAL	Front and rear. With simultaneous or rear only differential lock and electro-hydraulic control
AXLES	Front and rear, with epicyclic reduction units
REAR POWER TAKE-OFF	Independent from the gearbox, 540/1000 rpm and synchronized with the gearbox. Engageable under load with brake in disengaged position
PTO clutch	Multidisc, in oil bath and electro-hydraulic control
HYDRAULIC SYSTEM	Double circuit with independent pumps and heat exchanger
Flow rate to the hydroguide and the electro-hydraulic controls (lt/min)	13.5
Flow rate to the lift and the control valves (lt/min)	29.5
Max hydraulic pressure (bar)	180
CONTROL VALVES	Mechanical control
Rear (standard)	1 single acting and 2 double acting
Rear (optional)	In addition to the standard ones: 1 single acting or 1 double acting or 1 double acting with float
REAR LIFT	By four external rams and Dual Floating System®
Three-point hitches	Quick couplings, L-shaped, cat. 1 and 2, arms with adjustable length and hooks with adjustable width
Three-point tie bar	With manual adjustment. Optional: hydraulically controlled upper link and tie rod link arm
Lifting capacity at the end of the arms (kg)	2,300
ELECTRIC SYSTEM	Battery 100 Ah, Alternator 95 A
DRIVING UNIT	Wider version, reversible with rotating platform suspended on silent-block and suspended brakes-clutch pedals
Seat	Standard: comfortable sprung seat adjustable according to the driver's weight, safety belt and 'man on board sensor'. With gas spring for easy tipping. Optional: 'Grammer' pneumatic seat
SERVICE BRAKES	Oil immersed multidisc, acting on the rear transmission, with hydrostatic control
Parking brake	Acting on the rear transmission, with hand lever
STEERING	With hydrostatic steering by two rams, acting on the front wheels. Flow deviator for steering unit
SAFETY	Standard: semi-cabin with beacon lamp
CABIN (as optional)	Homologated and sound-proof, Comfort version with 6 posts, monocoque body fitted on silent-block device. Air conditioning, heating and ventilation systems. Glass doors and porthole on rear side of sunroof. Fabric covered seat instead of standard one. Optional: active carbon filter
CONSOLE	With TFT colour display to check: working time, engine speed, forwarding speed, PTO speed, instantaneous fuel consumption and current time. Analogue indicators with engine speed, engine coolant temperature and fuel level. Warning lights and acoustic alarm
TYRES (standard)	31x15.50-15 XTC
Optional	31x15.50-15 STG * 440/50-17 All Ground * 425/55-17 AC70G * 340/65-20
TOW HOOKS (standard)	Front and rear CUNA
Optional	Rear rotating or rear adjustable in height (Slider type) tow hooks, both EC approved or CUNA rear adjustable in height (Slider type)
WEIGHT OPERATIONAL	
With semi-cabin (kg)	2,350
With cabin (kg)	2,430
OPTIONAL	LED lights, front bumper, beacon lamp, front weight kg 120 and weights for wheels kg 50 each

THE SERVICES



SPARE PARTS

A complete range of original spare parts, guaranteed directly by the manufacturer.



ASSISTANCE

A team of specialists, well prepared and available to assure an efficient and resolving service.



WARRANTY

A precise certainty for the customer's satisfaction: 2-year warranty included in the price.



LUBRICANTS

We recommend to use the original PowerLube lubricants.



FINANCIAL SERVICES

Financial solutions to meet the credit requirements.



M A D E I N I T A L Y



BCS S.p.A.

Viale Mazzini, 161 - 20081 Abbiategrasso (Milano)
Tel. +39 02 94821 - info@bcs-ferrari.it

www.bcsagri.it

