



**INVICTUS**



# INVICTUS IS THE RIGHT CHOICE

## **INVICTUS K300 - K400 AR / RS**

### **A new tractor is an important investment**

and choosing the right one is not simple.

It is good sense to consider different models.

Carefully weigh up features, dimensions, and accessories.

And put your faith in a great manufacturer.





We are an **international company** and one of the most established in the sector of **agricultural machines** and **greens maintenance**.

Founded in 1943 and certified ISO 9001 since 1994, we stand out from the rest thanks to the high quality of our production and the operative capacity that comprises each phase: design, production and distribution.

The **BCS dealers**, an integral part of our sales network, are expert professionals, able to advise and accompany each customer in choosing the most suitable machine for their needs.



We carefully oversee the **after-sale quality services**: authorised dealers and spare parts dealers, alongside the technical and marketing support, are available to anyone who needs safe, rapid assistance.



## The reasons for choosing US

## And the reasons for choosing THEM



At the moment of purchase, we provide a **two year guarantee on Invictus** tractors, included in the price, which also covers the engine, because Customer satisfaction and safety is our number one aim.



Invictus are new design tractors produced to satisfy the requirements of hobby-farmers and small farms specialised in growing in greenhouses, nurseries, small rows of vines and poultry holdings. They are compact and handy and their weight is low: Invictus K300 and K400 are equal four-wheel drive tractors, available in versions with **central articulation** or with **steering wheels**.



### THE ADVANTAGES:

- **KUBOTA ENGINES**  
latest generation, liquid cooled, specifically set up to be used on compact isodiametric tractors
- **LIMITED DIMENSION AND WEIGHT**
- **HYDRAULIC SYSTEM**  
with high performance in order to provide for up to a maximum of 6 auxiliary hydraulic connections
- **CONTROL LEVERS**  
placed ergonomically under the steering wheel to facilitate the access to the driving position and to be close at hand at all times
- **DRIVING COMFORT AND PRACTICALITY**  
to render them easy to use for the hobby or semi-professional user also
- **LOOK** modern, functional and appealing





MAXIMUM RELIABILITY

SOBRIETY

SILENCE

LIMITED VIBRATION  
LEVEL



## Engine: heart of power



**Kubota engines** have been chosen for the **Invictus** tractors. This prestigious brand is recognised at an international level as a sector leader of compact engines, in terms of both production quantity and quality.

The Invictus are moved by two latest generation engines: a **26 HP three cylinder** engine and a **35.6 HP four cylinder** engine, both with indirect injection and natural aspiration. The performances, in regards to both absolute power and torque, place them amongst the top performing in the category.

The **emissions** comply with the strict regulations in force for the corresponding power bracket.

The engine **exhaust silencer** is folded away stylishly inside the front cover support and has a characteristic oval vent.

INVICTUS	Type	Power (kw/HP)	No. Cylinders	Displacement	Aspiration	Cooling
K300	D1105	19,1 / 26	3	1123	Natural	Liquid
K400	V1505	26,2 / 35,6	4	1498	Natural	Liquid

## Exclusive performance

### Hydraulic system

The circuit has a gear hydraulic pump with flow rate of 16.5 l/min and max. pressure of 125 bar supplying the steering system, the rear lift and the remote control valves.

In addition to being able to accommodate up to **6 rear hydraulic connections**, it ensures maximum steering wheel manoeuvrability.

### Rear lift

The rear hydraulic lift by rams is set up with a **cat. 1 three point connection**, complete with stabilisers to restrict the equipment spinning laterally. A cock of the flow rate divider valve adjusts the lift lowering speed.

The **lifting capacity** at the ball ends of the lifting links is 1050 kg, indispensable for using a wide range of implements. The two lower arms of the lift are fixed and their vertical tie rods can be manually adjusted, like the third point tie rod.







HIGH PERFORMANCE

RELIABILITY

COMFORT

SAFETY

## Power take-off

The rear power take-off is at 540 rpm with mechanically engaged and disengaged. It can be **standard or synchronised with the gearbox**. The PTO synchronised with the gearbox is only necessary for operating self-propelled trailers and, in general, for all agricultural implements that require synchronization with tractor advancement.

As an option, the Invictus K400 RS can be equipped with **independent rear pto**, multi-disc oil bath clutch and electro-hydraulic control on the dashboard. This allows maximum versatility of use of all equipment, even those with high inertial load.



## Integral frame

The **OS-FRAME oscillating integral frame** is part of the transmission and is equipped with a central articulation that allows oscillation at +/- 15°.

Front and rear are therefore independent; with the 4 wheels gripping the ground at all times to guarantee maximum traction and safety even when used on broken and sloped land.

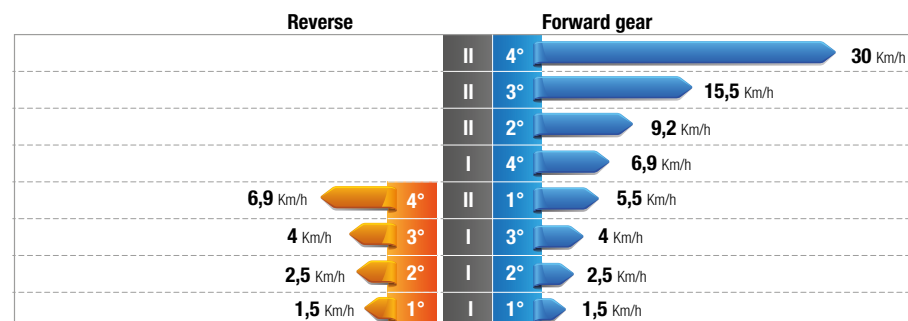


# Transmission: total control

## Transmission

The transmission has been **created to last over time**, particularly providing for reliability and performance without overlooking comfort and safety. Service maintenance is also reduced to the minimum.

**GRAPH OF SPEEDS IN KM/H WITH 210/95R16 TYRES OF THE AR AND RS VERSION TRACTORS.**  
The graph highlights the perfect progression of the ratios, without any speed overlapping between the ranges.



## Axles

The **distribution of the weights** on the axles, 40% on the rear and 60% on the front, is proved optimal once the rear lifting equipment is mounted.

Essentially, the rear load optimises the sharing of the weights on the two tractor axles to increase **stability, safety and traction**.



## Gearbox

The gearbox with easy gear engagement has 4 speeds and 2 work ranges with an operating direction reverser, for a total of **8 forward speeds and 4 reverse speeds**.

The max. speed is 30 km/h, indispensable for rapid transfers on public roads.

## Clutch

The large, dry single disc clutch grants **gentle and immediate gear connection** to guarantee the utmost in reliability and power transmission.

## Centre of gravity

While the free height to the soil is considerable, the centre of gravity is **lowered to increase stability** in case of use in sloped areas.

## Differentials

The front and rear differential units can be **blocked simultaneously** by means of a pedal mechanical control that, together with the **4WD integral traction**, guarantees the Invictus maximum traction even in the most difficult situations.







### Driving position

The comfortable driving position has been produced with a structured semi-platform around the transmission and at the rear part of the vehicle.

The **lowered driving position** has been studied in accordance with the compact dimensions of the vehicle, allowing them to comply with all intended uses and granting the operator the utmost safety and comfort, even for prolonged use.

The **gear levers** are positioned beneath the dashboard for maximum driving position accessibility and for easy operator access.



## Maximum comfort and safety levels



All controls are positioned logically and are easy to use to have full control of tractor and equipment at all times.

The **dashboard and control instrumentation** have been created with an elegant and fashionable design.

The double circular instruments provide the operator with all of the data necessary for keeping the vehicle operation under control.



### Steering wheel

The steering wheel with power steering system and double-acting hydraulic cylinder operates on the central articulation in AR version or on the front axle in RS version.

Thanks to the **short wheelbase** and the **precise and reactive steering wheel**, Invictus tractors show surprising agility even in the most difficult conditions with broken or sloped terrain. To fully benefit production, the reduced turning radius also allows steering in confined spaces.



### Active and passive safety

The approved **front roll-bar** guarantees operator protection. The seat is spring mounted and approved featuring the relative safety belts.



The **efficient service brakes**, drum type acting on the rear wheels, guarantee modular and completely safe braking.

The RS version braking is achieved through two pedals controlling the brake for each rear wheel independently, so that the tractor can steer in a smaller area.

The simultaneous action of the brakes during standard use and on public roads is done by locking the two pedals with the lock bolt provided.





# Fashionable design

## The superstructures

The **air aspiration grids** are large in order to facilitate the cooling of the engine. The **double ellipsoidal lights** integrated in the bonnet, in addition to being efficient, give the tractor a particularly refined look, appropriate to machines of higher categories. The wrap-around mudguards guarantee the operator maximum protection.

The **spacious tank** is placed in front of the dashboard, under a special board well integrated in the machine setting. The frontal-opening engine bonnet gives the user total access to the engine during the checks and maintenance operations, making them practical and quick.

## Tow hooks

The Invictus are equipped with maneuvering front hook integrated into the bumper. Depending on regulations in the different countries on the other hand, two types of rear tow hook are available: they can be used for agricultural implements and for road trailers, with one or two axles.



## Tyres

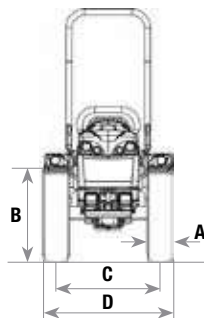
There is a wide range of tyres available in Tractor or Garden version to best suit the various types of terrain and types of farming.

## Technical Features \_ INVICTUS AR

	6.50-16	210/95R16	260/70R16	240/70-15
	WITH ADJUSTABLE RIM	WITH ADJUSTABLE RIM	WITH ADJUSTABLE RIM	GARDEN WITH FIXED RIM
<b>A</b> Tyre width (mm)	183	209	258	253
<b>B</b> Tyre diameter (mm)	762	806	770	729
<b>C</b> Wheel track min/max (mm)	806/1182	806/1182	882/1040	906/1082
<b>D</b> Width min/max (mm)	989/1365	1015/1391	1140/1298	1159/1335

TRACTOR DIMENSIONS (AR VERSION) WITH FRONT FRAME (mm):

	E	F	G	H	I Max	L Max	M Min/Max
<b>INVICTUS K300 AR</b>	985	1200	705	2890	1990	1174	237/258
<b>INVICTUS K400 AR</b>	1055	1200	705	2960	1990	1174	237/258

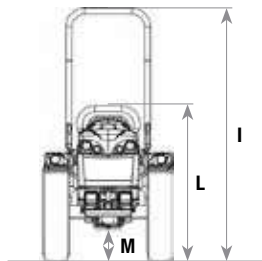
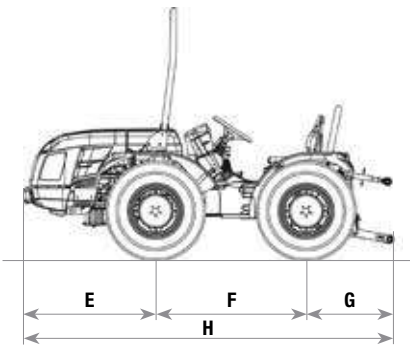


## Technical Features \_ INVICTUS RS

	6.50-16	210/95R16	260/70R16	240/70-15
	WITH ADJUSTABLE RIM	WITH ADJUSTABLE RIM	WITH ADJUSTABLE RIM	GARDEN WITH FIXED RIM
<b>A</b> Tyre width (mm)	183	209	258	253
<b>B</b> Tyre diameter (mm)	762	806	770	729
<b>C</b> Wheel track min/max (mm)	886/1182	886/1182	944/1102	906/1082
<b>D</b> Width min/max (mm)	1069/1365	1095/1391	1202/1360	1159/1335

TRACTOR DIMENSIONS (RS VERSION) WITH FRONT FRAME (mm):

	E	F	G	H	I Max	L Max	M Min/Max
<b>INVICTUS K300 RS</b>	985	1200	705	2890	1990	1174	237/258
<b>INVICTUS K400 RS</b>	1055	1200	705	2960	1990	1174	237/258



TECHNICAL FEATURES	INVICTUS K300 AR	INVICTUS K400 AR
ENGINE	KUBOTA D1105	KUBOTA V1505
Number of cylinders	3	4
Displacement (cm³)	1123	1498
Intake	Naturally aspired	Naturally aspired
Emission level	Tier 3A	
Power (kW/HP)	19,1 / 26	26,2 / 35,6
Rated speed (rpm)	3000	
Maximum torque (Nm/rpm)	70,4 / 2200	96,5 / 2200
Cooling	Liquid	
Tank capacity (lt)	43	
CHASSIS	Swinging integral chassis (±15°) OS-FRAME with central articulation	
DRIVE	Four-wheel drive, permanent	
TRANSMISSION	Gearbox with easy gear engagement: 8 forward and 4 reverse speeds	
Transmission clutch	Dry single-plate	
DIFFERENTIAL	Front and rear differential lock with mechanical control	
REAR PTO	540 rpm and synchronized with the gearbox	
HYDRAULIC SYSTEM		
Flow rate to the hydroguide, lift and the control valves (lt/min)	16.5	
Maximum hydraulic pressure (bar)	125	
REAR CONTROL VALVES	Mechanical control	
Standard	1 double acting	
Optional and in addition to the standard ones	1 single acting and 1 double acting or 2 double acting one of which with lockable position	
ELECTRIC SYSTEM	Battery 60 Ah / 12 V - Alternator 40 A	
REAR LIFT	By two external rams	
Three-point hitches	With standard couplers cat. 1	
Three-point tie bar	With manual length adjustment	
Ball joint lifting capacity (kg)	1,050	
DRIVING POSITION	Semi-platform	
Seat with safety belts	Comfortable seat with a device that allows it to be regulated as to distance from controls, height and suspension adjustable according to the driver's weight	
SERVICE BRAKES	Drum brakes, acting on the rear wheels	
Parking brake	Acting on the service brakes	
STEERING	Hydrostatic steering acting on central articulation	
SAFETY	Front homologated roll-bar	
CONSOLE	Analogue type with hour counter, engine speed and warning lights	
TYRES (standard)	6.50-16	
Optional	210/95R16 * 260/70R16 * 240/70-15 Garden	
TOW HOOKS (standard)	Front tow hook - Rear cat. C CUNA tow hook	
Optional	Rear tow hook, EC approved	
WEIGHT in order of speed		
With roll-bar (kg)	1040	1060
OPTIONAL	Adjustable rear working light kit, beacon lamp, weights for wheels kg. 40 each	



TECHNICAL FEATURES	INVICTUS K300 RS	INVICTUS K400 RS
ENGINE	KUBOTA D1105	KUBOTA V1505
Number of cylinders	3	4
Displacement (cm³)	1123	1498
Intake	Naturally aspired	Naturally aspired
Emission level	Tier 3A	
Power (kW/HP)	19,1 / 26	26,2 / 35,6
Rated speed (rpm)	3000	
Maximum torque (Nm/rpm)	70,4 / 2200	96,5 / 2200
Cooling	Liquid	
Tank capacity (lt)	43	
CHASSIS	Swinging integral chassis (±15°) OS-FRAME with steering wheels	
DRIVE	Four-wheel drive, permanent	
TRANSMISSION	Gearbox with easy gear engagement: 8 forward and 4 reverse speeds	
Transmission clutch	Dry single-plate	
DIFFERENTIAL	Front and rear differential lock with mechanical control	
REAR PTO	540 rpm and synchronized with the gearbox	
HYDRAULIC SYSTEM		
Flow rate to the hydroguide, lift and the control valves (lt/min)	16.5	
Maximum hydraulic pressure (bar)	125	
REAR CONTROL VALVES	Mechanical control	
Standard	1 double acting	
Optional and in addition to the standard ones	1 single acting or 1 double acting or 1 double acting with float	
ELECTRIC SYSTEM	Battery 60 Ah / 12 V - Alternator 40 A	
REAR LIFT	By two external rams	
Three-point hitches	With standard couplers cat. 1	
Three-point tie bar	With manual length adjustment	
Ball joint lifting capacity (kg)	1,050	
DRIVING POSITION	Semi-platform	
Seat with safety belts	Comfortable seat with a device that allows it to be regulated as to distance from controls, height and suspension adjustable according to the driver's weight	
SERVICE BRAKES	Drum brakes, acting on the rear wheels by two independent pedals or simultaneous	
Parking brake	Acting on the service brakes	
STEERING	Hydrostatic steering acting on front wheels	
SAFETY	Front homologated roll-bar	
CONSOLE	Analogue type with hour counter, engine speed and warning lights	
TYRES (standard)	6.50-16	
Optional	210/95R16 * 260/70R16 * 240/70-15 Garden	
TOW HOOKS (standard)	Front tow hook - Rear cat. C CUNA tow hook	
Optional	Rear tow hook, EC approved	
WEIGHT in order of speed		
With roll-bar (kg)	1060	1080
OPTIONAL	Independent rear PTO at 540 rpm with electro-hydraulic control multi-disc oil-bath clutch and synchronized with the gearbox, adjustable rear working light kit, beacon lamp, weights for wheels kg. 40 each	



## THE SERVICES



### SPARE PARTS

A complete range of original spare parts, guaranteed directly by the manufacturer.



### ASSISTANCE

A team of specialists, well prepared and available to assure an efficient and resolving service.



### WARRANTY

A precise certainty for the customer's satisfaction:  
2-year warranty included in the price.



### LUBRICANTS

We recommend to use the original PowerLube lubricants.

